

Financial Statements

Contents

Independent Audit Report	56
Financial Statements	
– Statement by Chief Executive Officer	59
– Income Statement	60
– Balance Sheet	61
– Statement of Changes in Equity	62
– Statement of Cash Flows	63
– Schedule of Commitments	64
– Schedule of Contingencies	65
– Schedule of Administered Items	66
– Notes to and forming part of the Financial Statements	67



4 September 2008

Mr Douglas Humphreys
Chief Executive
Administrative Appeals Tribunal
GPO Box 9955
BRISBANE QLD 4001

Dear Mr Humphreys


ADMINISTRATIVE APPEALS TRIBUNAL
Financial Statements for the year ended 30 June 2008

Our audit of the financial statements for the year ended 30 June 2008 of the Administrative Appeals Tribunal has now been completed. In accordance with section 57 of the *Financial Management and Accountability Act 1997*, I have the pleasure in attaching for your information the unqualified auditor's report together with the associated financial statements.

Yours sincerely

Puspa Dash
Acting Executive Director

GPO Box 707 CANBERRA ACT 2601
19 National Circuit BARTON ACT 2600
Phone (02) 6203 7300 Fax (02) 6203 7777



INDEPENDENT AUDITOR'S REPORT

To the Attorney-General

Scope

I have audited the accompanying financial statements of the Administrative Appeals Tribunal for the year ended 30 June 2008, which comprise: a Statement by the Chief Executive and Chief Financial Officer; Income Statement; Balance Sheet; Statement of Changes in Equity; Cash Flow Statement; Schedule of Commitments; Schedule of Contingencies; Schedule of Administered Items and Notes to and forming part of the Financial Statements, including a Summary of Significant Accounting Policies.

The Responsibility of the Chief Executive for the Financial Statements

The Administrative Appeals Tribunal's Chief Executive is responsible for the preparation and fair presentation of the financial statements in accordance with the Finance Minister's Orders made under the *Financial Management and Accountability Act 1997*, including the Australian Accounting Standards (which include the Australian Accounting Interpretations). This responsibility includes establishing and maintaining internal control relevant to the preparation and fair presentation of the financial statements that are free from material misstatement, whether due to fraud or error; selecting and applying appropriate accounting policies; and making accounting estimates that are reasonable in the circumstances.

Auditor's Responsibility

My responsibility is to express an opinion on the financial statements based on my audit. My audit has been conducted in accordance with the Australian National Audit Office Auditing Standards, which incorporate the Australian Auditing Standards. These Auditing Standards require that I comply with relevant ethical requirements relating to audit engagements and plan and perform the audit to obtain reasonable assurance whether the financial statements are free from material misstatement.

An audit involves performing procedures to obtain audit evidence about the amounts and disclosures in the financial statements. The procedures selected depend on the auditor's judgement, including the assessment of the risks of material misstatement of the financial statements, whether due to fraud or error. In making those risk assessments, the auditor

GPO Box 707 CANBERRA ACT 2601
19 National Circuit BARTON ACT 2600
Phone (02) 6203 7300 Fax (02) 6203 7777

considers internal control relevant to the Administrative Appeals Tribunal's preparation and fair presentation of the financial statements in order to design audit procedures that are appropriate in the circumstances, but not for the purpose of expressing an opinion on the effectiveness of the Administrative Appeals Tribunal's internal control. An audit also includes evaluating the appropriateness of accounting policies used and the reasonableness of accounting estimates made by Administrative Appeals Tribunal's Chief Executive, as well as evaluating the overall presentation of the financial statements.

I believe that the audit evidence I have obtained is sufficient and appropriate to provide a basis for my audit opinion.

Independence


In conducting the audit, I have followed the independence requirements of the Australian National Audit Office, which incorporate the requirements of the Australian accounting profession.

Auditor's Opinion

In my opinion, the financial statements of the Administrative Appeals Tribunal:

- (a) have been prepared in accordance with the Finance Minister's Orders made under the *Financial Management and Accountability Act 1997*, including the Australian Accounting Standards; and
- (b) give a true and fair view of the matters required by the Finance Minister's Orders including the Administrative Appeals Tribunal's financial position as at 30 June 2008 and its financial performance and cash flows for the year then ended.

Australian National Audit Office



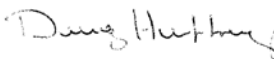
Puspa Dash
Acting Executive Director

Delegate of the Auditor-General

Canberra
4 September 2008

**STATEMENT BY THE CHIEF EXECUTIVE AND
(CHIEF FINANCIAL OFFICER)**

In our opinion, the attached financial statements for the year ended 30 June 2008 are based on properly maintained financial records and give a true and fair view of the matters required by the Finance Minister's Orders made under the *Financial Management and Accountability Act 1997*, as amended.



DOUGLAS HUMPHREYS
Chief Executive

3 September 2008



STEPHEN WISE
Chief Financial Officer

3 September 2008

INCOME STATEMENT

for the period ended 30 June 2008

	Notes	2008 \$'000	2007 \$'000
INCOME			
Revenue			
Revenue from Government	3A	32,215	31,475
Sale of goods and rendering of services	3B	1,121	1,063
Total revenue		33,336	32,538
Gains			
Other gains	3C	330	205
Total gains		330	205
Total Income		33,666	32,743
EXPENSES			
Employee benefits	4A	20,088	18,936
Suppliers	4B	11,928	12,302
Depreciation and amortisation	4C	1,226	989
Write-down and impairment of assets	4D	224	34
Losses from assets sales	4E	2	15
Total Expenses		33,468	32,276
Surplus (Deficit)		198	467
Surplus (Deficit) attributable to the Australian Government		198	467

The above statement should be read in conjunction with the accompanying notes.

BALANCE SHEET

as at 30 June 2008

	Notes	2008 \$'000	2007 \$'000
ASSETS			
Financial Assets			
Cash and cash equivalents	5A	466	692
Trade and other receivables	5B	8,305	7,399
Total financial assets		8,771	8,091
Non-Financial Assets			
Leasehold improvements	6A,C	7,617	6,637
Plant and equipment	6B,C	1,302	1,700
Intangibles	6D	402	409
Other non-financial assets	6E	1,885	1,881
Total non-financial assets		11,206	10,627
Total Assets		19,977	18,718
LIABILITIES			
Payables			
Suppliers	7A	906	860
Total payables		906	860
Non-Interest Bearing Liabilities			
Other	8	1,102	1,119
Total Non-Interest Bearing Liabilities		1,102	1,119
Provisions			
Employee provisions	9A	5,201	4,796
Other provisions	9B	385	385
Total provisions		5,586	5,181
Total Liabilities		7,594	7,160
Net Assets		12,383	11,558
EQUITY			
Contributed equity		2,568	2,275
Reserves		3,170	2,836
Retained surplus (accumulated deficit)		6,645	6,447
Total Equity		12,383	11,558
Current Assets		10,656	9,972
Non-Current Assets		9,321	8,746
Current Liabilities		5,774	5,305
Non-Current Liabilities		1,820	1,855

The above statement should be read in conjunction with the accompanying notes.

STATEMENT OF CHANGES IN EQUITY

for the period ended 30 June 2008

	Retained Earnings		Asset Revaluation Reserves		Contributed Equity/Capital		Total Equity	
	2008 \$'000	2007 \$'000	2008 \$'000	2007 \$'000	2008 \$'000	2007 \$'000	2008 \$'000	2007 \$'000
Opening balance								
Balance carried forward from previous period	6,447	5,980	2,836	2,996	2,275	2,133	11,558	11,109
Adjustment for errors	-	-	-	-	-	-	-	-
Adjustment for changes in accounting policy	-	-	-	-	-	-	-	-
Adjusted opening balance	6,447	5,980	2,836	2,996	2,275	2,133	11,558	11,109
Income and expense								
Revaluation adjustment	-	-	334	(160)	-	-	334	(160)
Revaluation	-	-	334	(160)	-	-	334	(160)
Surplus (Deficit) for the period	198	467	-	-	-	-	198	467
Total income and expenses	198	467	334	(160)	-	-	532	307
Transactions with owners								
<i>Contribution by owners</i>								
Appropriation (equity injection)	-	-	-	-	293	142	293	142
Sub-total transactions with owners	-	-	-	-	293	142	293	142
Transfer between equity components	-	-	-	-	-	-	-	-
Closing balance as at 30 June	6,645	6,447	3,170	2,836	2,568	2,275	12,383	11,558
Closing balance attributable to the Australian Government	6,645	6,447	3,170	2,836	2,568	2,275	12,383	11,558

The above statement should be read in conjunction with the accompanying notes.

CASH FLOW STATEMENT

for the period ended 30 June 2008

	Notes	2008 \$'000	2007 \$'000
OPERATING ACTIVITIES			
Cash received			
Goods and services		1,075	1,077
Appropriations		31,355	31,035
Net GST received		1,368	1,382
Total cash received		33,798	33,494
Cash used			
Employees		(19,389)	(18,204)
Suppliers		(13,235)	(12,970)
Total cash used		(32,624)	(31,174)
Net cash from (used by) operating activities	10	1,174	2,320
INVESTING ACTIVITIES			
Cash used			
Purchase of property, plant and equipment		(1,603)	(2,005)
Purchase of intangibles		(90)	(303)
Total cash used		(1,693)	(2,308)
Net cash from (used by) investing activities		(1,693)	(2,308)
FINANCING ACTIVITIES			
Cash received			
Appropriations – contributed equity		293	142
Total cash received		293	142
Net cash from (used by) financing activities		293	142
Net increase or (decrease) in cash held		(226)	154
Cash and cash equivalents at the beginning of the reporting period		692	538
Cash and cash equivalents at the end of the reporting period	5A	466	692

The above statement should be read in conjunction with the accompanying notes.

SCHEDULE OF COMMITMENTS

as at 30 June 2008

	2008 \$'000	2007 \$'000
BY TYPE		
Commitments receivable		
GST recoverable on commitments	(3,906)	(4,109)
Total commitments receivable	(3,906)	(4,109)
Other commitments		
Operating leases ^{1,2}	42,798	45,205
Other commitments	164	
Total other commitments	42,962	45,205
Net commitments by type	39,056	41,096
BY MATURITY		
Commitments receivable		
One year or less	(556)	(513)
From one to five years	(2,649)	(2,479)
Over five years	(701)	(1,117)
Total commitments receivable	(3,906)	(4,109)
Operating lease commitments		
One year or less	5,951	5,646
From one to five years	29,133	27,271
Over five years	7,714	12,288
Total operating lease commitments	42,798	45,205
Other commitments		
One year or less	164	-
From one to five years	-	-
Over five years	-	-
Total other commitments	164	-
Net commitments by maturity	39,056	41,096

NB: Commitments are GST inclusive where relevant.

¹ These commitments comprise leases of hearing rooms and office accommodation for the Tribunal.

² Operating leases included are effectively non-cancellable and comprise:

Leases for office accommodation.

Lease payments are subject to fixed or market review increases as listed in the lease agreements; and all office accommodation leases are current and most have extension options for the Tribunal following a review of rentals to current market. A commitment for four years has been included for the Commonwealth Law Courts Buildings in Brisbane and Hobart even though there is no lease, budget funding has been approved for this period.

Agreements for the provision of motor vehicles to senior executive officers.

No contingent rentals exist and there are no renewal or purchase options available to the Tribunal.

The above schedule should be read in conjunction with the accompanying notes.

SCHEDULE OF CONTINGENCIES

as at 30 June 2008

There are no quantifiable contingent assets or liabilities (2007: Nil). Refer to Note 11 for details of any unquantifiable or remote contingent assets or contingent liabilities.

SCHEDULE OF ADMINISTERED ITEMS			
	Notes	2008 \$'000	2007 \$'000
Income administered on behalf of Government			
<i>for the period ended 30 June 2008</i>			
Non-taxation revenue			
Filing fees	15	627	822
Total revenues administered on behalf of Government		627	822
Total income administered on behalf of Government		627	822
Expenses administered on behalf of Government			
<i>for the period ended 30 June 2008</i>			
Refund of filing fees	16	460	483
Total expenses administered on behalf of Government		460	483

There were no administered assets or liabilities as at 30 June 2008, (2007: Nil).

The above schedule should be read in conjunction with the accompanying notes.

SCHEDULE OF ADMINISTERED ITEMS			
	Notes	2008 \$'000	2007 \$'000
Administered Cash Flows			
<i>for the period ended 30 June 2008</i>			
OPERATING ACTIVITIES			
Cash received			
Filing fees		627	822
Total cash received		627	822
Cash used			
Refund of filing fees		(460)	(483)
Total cash used		(460)	(483)
Net cash flows from (used by) operating activities	19	167	339
Net Increase (Decrease) in Cash Held		167	339
Cash and cash equivalents at the beginning of the reporting period		-	-
Cash from Official Public Account for: – Appropriations		460	483
Cash to Official Public Account for: – Appropriations		(627)	(822)
Cash and cash equivalents at the end of reporting period		-	-

There were no administered commitments or contingencies as at 30 June 2008, (2007: Nil).

The above schedule should be read in conjunction with the accompanying notes.

NOTES TO AND FORMING PART OF THE FINANCIAL STATEMENTS

Index to the Notes of the Financial Statements

Note 1:	Summary of Significant Accounting Policies
Note 2:	Events after the Balance Sheet Date
Note 3:	Income
Note 4:	Expenses
Note 5:	Financial Assets
Note 6:	Non-Financial Assets
Note 7:	Other Non-Interest Bearing Liabilities
Note 8:	Payables
Note 9:	Provisions
Note 10:	Cash Flow Reconciliation
Note 11:	Contingent Liabilities and Assets
Note 12:	Executive Remuneration
Note 13:	Remuneration of Auditors
Note 14:	Financial Instruments
Note 15:	Income Administered on Behalf of the Government
Note 16:	Expenses Administered on Behalf of the Government
Note 17:	Assets Administered on Behalf of the Government
Note 18:	Liabilities Administered on Behalf of the Government
Note 19:	Administered Reconciliation Table
Note 20:	Appropriations
Note 21:	Special Accounts
Note 22:	Compensation and Debt Relief
Note 23:	Reporting of Outcomes

NOTES TO AND FORMING PART OF THE FINANCIAL STATEMENTS

Note 1: Summary of Significant Accounting Policies

1.1 Objectives of the Tribunal

The Administrative Appeals Tribunal (the Tribunal) is an Australian Public Service organisation. The objective and sole outcome of the Tribunal is to provide independent review on merit of a wide range of administrative decisions of the Australian Government so as to ensure in each case the correct or preferable decision is made.

Tribunal activities contributing toward these outcomes are classified as either departmental or administered. Departmental activities involve the use of assets, liabilities, revenues and expenses controlled or incurred by the Tribunal in its own right. Administered activities involve the management or oversight by the Tribunal, on behalf of the Government, of items controlled or incurred by the Government.

The continued existence of the Tribunal in its present form and with its present programs is dependent on Government policy and on continuing appropriations by Parliament of the Tribunal's administration and programs.

1.2 Basis of Preparation of the Financial Report

The Financial Statements and notes are required by section 49 of the *Financial Management and Accountability Act 1997* and are a General Purpose Financial Report.

The Financial Statements and notes have been prepared in accordance with:

- Finance Minister's Orders (FMOs) for reporting periods ending on or after 1 July 2007: and
- Australian Accounting Standards and Interpretations issued by the Australian Accounting Standards Board (AASB) that apply for the reporting period.

The Financial Statements have been prepared on an accrual basis and is in accordance with historical cost convention, except for certain assets and liabilities which, as noted, are at fair value or amortised cost. Except where stated, no allowance is made for the effect of changing prices on the results or the financial position.

The Financial Statements are presented in Australian dollars and values are rounded to the nearest thousand dollars unless otherwise specified.

Unless alternative treatment is specifically required by an Accounting Standard or the FMOs, assets and liabilities are recognised in the Balance Sheet when and only when it is probable that future economic benefits will flow to the Entity a future sacrifice of economic benefits will be required and the amounts of the assets or liabilities can be reliably measured. However, assets and liabilities arising under agreements equally proportionately unperformed are not recognised unless required by an Accounting Standard. Liabilities and assets which are unrealised are reported in the Schedule of Commitments and the Schedule of Contingencies (other than unquantifiable or remote contingencies, which are reported at Note 11).

Unless alternative treatment is specifically required by an accounting standard, revenues and expenses are recognised in the Income Statement when and only when the flow, consumption or loss of economic benefits has occurred and can be reliably measured.

Administered revenues, expenses, assets and liabilities and cash flows reported in the Schedule of Administered Items and related notes are accounted for on the same basis and using the same policies as for departmental items except where otherwise stated at Note 1.22.

1.3 Significant Accounting Judgements and Estimates

No accounting assumptions or estimates have been identified that have a significant risk of causing a material adjustment to carrying amounts of assets and liabilities within the next accounting period.

NOTES TO AND FORMING PART OF THE FINANCIAL STATEMENTS

1.4 Statement of Compliance

Adoption of new Australian Accounting Standard requirements

No accounting standard has been adopted earlier than the application date as stated in the standard. The following new standards are applicable to the current reporting period:

Financial instrument disclosure

AASB 7 *Financial Instruments: Disclosures* is effective for reporting periods beginning on or after 1 January 2007 (the 2007–08 financial year) and amends the disclosure requirements for financial instruments. In general AASB 7 requires greater disclosure than that previously required. Associated with the introduction of AASB 7 a number of accounting standards were amended to reference the new standard or remove the present disclosure requirements through 2005-10 Amendments to Australian Accounting Standards [AASB 132, AASB 101, AASB 114, AASB 117, AASB 133, AASB 139, AASB 1, AASB 4, AASB 1023 & AASB 1038]. These changes have no financial impact but will affect the disclosure presented in future financial statements.

The following new standards, amendments to standards or interpretations for the current financial year have no material financial impact on the Tribunal.

2007-4 Amendments to Australian Accounting Standards arising from ED 151 and Other Amendments and Erratum: Proportionate Consolidation

2007-7 Amendments to Australian Accounting Standards

UIG Interpretation 11 AASB 2 – Group and Treasury Share Transactions and 2007-1 Amendments to Australian Accounting Standards arising from AASB Interpretation 11

Future Australian Accounting Standard requirements

The following new standards, amendments to standards or interpretations have been issued by the Australian Accounting Standards Board but are effective for future reporting periods. It is estimated that the impact of adopting these pronouncements when effective will have no material financial impact on future reporting periods.

AASB Interpretation 12 Service Concession Arrangements and 2007-2 Amendments to Australian Accounting Standards arising from AASB Interpretation 12

AASB 8 Operating Segments and 2007-3 Amendments to Australian Accounting Standards arising from AASB 8

2007-6 Amendments to Australian Accounting Standards arising from AASB 123

AASB Interpretation 13 Customer Loyalty Programmes

AASB Interpretation 14 AASB 119 – The Limit on a Defined Benefit Asset, Minimum Funding Requirements and their Interaction

Other

The following standards and interpretations have been issued but are not applicable to the operations of the Tribunal.

AASB 1049 Financial Reporting of General Government Sectors by Governments

AASB 1049 specifies the reporting requirements for the General Government Sector. The FMOs do not apply to this reporting or the consolidated financial statements of the Australian Government.

NOTES TO AND FORMING PART OF THE FINANCIAL STATEMENTS

1.5 Revenue

Revenue from Government

Amounts appropriated for departmental outputs appropriations for the year (adjusted for any formal additions and reductions) are recognised as revenue when the Tribunal gains control of the appropriation, except for certain amounts that relate to activities that are reciprocal in nature, in which case revenue is recognised only when it has been earned.

Appropriations receivable are recognised at their nominal amounts.

Other Types of Revenue

Revenue from the sale of goods is recognised when:

- The risks and rewards of ownership have been transferred to the buyer;
- The seller retains no managerial involvement nor effective control over the goods;
- The revenue and transaction costs incurred can be reliably measured; and
- It is probable that the economic benefits associated with the transaction will flow to the Tribunal.

Revenue from the rendering of services is recognised by reference to the stage of completion of contracts at the reporting date. The revenue is recognised when:

- The amount of revenue, stage of completion and transaction costs incurred can be reliably measured; and
- The probable economic benefits with the transaction will flow to the entity.

The stage of completion of contracts at the reporting date is determined by reference to the proportion that costs incurred to date bear to the estimated total costs of the transaction.

1.6 Gains

Other Resources Received Free of Charge

Resources received free of charge are recognised as gains when and only when a fair value can be reliably determined and the services would have been purchased if they had not been donated. Use of those resources is recognised as an expense.

Contributions of assets at no cost of acquisition or for nominal consideration are recognised as gains at their fair value when the asset qualifies for recognition, unless received from another Government Agency or Authority as a consequence of a restructuring of administrative arrangements (Refer to Note 1.7)

Resources received free of charge are recorded as either revenue or gains depending on their nature.

Sale of Assets

Gains, from disposal of non-current assets, are recognised when control of the asset has passed to the buyer.

1.7 Transactions with the Government as Owner

Equity injections

Amounts appropriated which are designated as 'equity injections' for a year (less any formal reductions) are recognised directly in Contributed Equity in that year.

Restructuring of Administrative Arrangements

Net assets received from or relinquished to another Australian Government agency or authority under a restructuring of administrative arrangements are adjusted at their book value directly against contributed equity.

NOTES TO AND FORMING PART OF THE FINANCIAL STATEMENTS

Other distributions to owners

The FMOs require that distributions to owners be debited to Contributed Equity unless in the nature of a dividend.

1.8 Employee Benefits

Liabilities for services rendered by employees are recognised at the reporting date to the extent that they have not been settled.

Liabilities for 'short-term employee benefits' (as defined in AASB 119) and termination benefits due within twelve months of balance date are measured at their nominal amounts.

The nominal amount is calculated with regard to the rates expected to be paid on settlement of the liability.

All other employee benefit liabilities are measured at the present value of the estimated future cash outflows to be made in respect of services provided by employees up to the reporting date.

Leave

The liability for employee benefits includes provision for annual leave and long service leave. No provision has been made for sick leave as all sick leave is non-vesting and the average sick leave taken in future years by employees of the Tribunal is estimated to be less than the annual entitlement for sick leave.

The leave liabilities are calculated on the basis of employees' remuneration, including the Tribunal's employer superannuation contribution rates to the extent that the leave is likely to be taken during service rather than paid out on termination.

The liability for long service leave is recognised and measured at the present value of the estimated future cash flows to be made in respect of all employees at 30 June 2008. In determining the present value of the liability, the Tribunal has taken into account attrition rates and pay increases through promotion and inflation.

Separation and Redundancy

Provision is made for separations and redundancy benefit payments. The Tribunal recognises a provision for termination when it has developed a detailed formal plan for the terminations and has informed those employees affected that it will carry out the terminations.

Superannuation

Most members and staff of the Tribunal are members of the Commonwealth Superannuation Scheme (CSS), the Public Sector Superannuation Scheme (PSS) and the PSS Accumulation Plan (PSSap).

The CSS and PSS are defined benefit schemes for the Australian Government. The PSSap is a defined contribution scheme.

The liability for defined benefits is recognised in the financial statements of the Australian Government and is settled by the Australian Government in due course. This liability is reported by the Department of Finance and Deregulation as an administered item.

The Tribunal makes employer contributions to the Employee Superannuation Scheme at rates determined by an actuary to be sufficient to meet the cost to the Government of the superannuation entitlements of the Tribunal's employees. The Tribunal accounts for the contributions as if they were contributions to defined contribution plans.

The liability for superannuation recognised at 30 June represents outstanding contributions for the final fortnight of the year.

NOTES TO AND FORMING PART OF THE FINANCIAL STATEMENTS

1.9 Leases

A distinction is made between finance leases and operating leases. Finance leases effectively transfer from the lessor to the lessee substantially all the risks and rewards incidental to ownership of leased non-current assets. An operating lease is a lease that is not a finance lease. In operating leases, the lessor effectively retains substantially all such risks and benefits.

The Tribunal does not have any finance leases. Operating lease payments are expensed on a straight line basis which is representative of the pattern of benefits derived from the leased assets.

Lease incentives taking the form of 'free' leasehold improvements and rent holidays are recognised as liabilities. These liabilities are reduced by allocating lease payments between rental expense and reduction of the liability over the term of the related lease (refer Note 7).

1.10 Borrowing Costs

All borrowing costs are expensed as incurred.

1.11 Cash

Cash and cash equivalents includes notes and coins held and any deposits held at call with a bank or financial institution. Cash is recognised at its nominal amount.

1.12 Financial Assets

The Tribunal's financial assets are all classified as 'loans and receivables'. The classification depends on the nature and purpose of the financial assets and is determined at the time of initial recognition.

Financial assets are recognised and derecognised upon 'trade date'.

Trade receivables, loans and other receivables that have fixed or determinable payments that are not quoted in an active market are classified as 'loans and receivables'. They are included in current assets, except for maturities greater than 12 months after the balance sheet date. These are classified as non current assets. Loans and receivables are measured at amortised cost using the effective interest method less impairment. Interest is recognised by applying the effective interest rate.

Receivables for goods and services, which have 30 day terms, are recognised at the nominal amounts due less any allowance for impairment. Collectability of debts is reviewed at balance date. Provisions are made when collectability of the debt is no longer probable.

1.13 Financial Liabilities

Financial liabilities are classified as either financial liabilities 'at fair value through profit or loss' or other financial liabilities. Financial liabilities are recognised and derecognised upon 'trade date'.

Financial liabilities at fair value through profit or loss

Financial liabilities at fair value through profit or loss are initially measured at fair value. Subsequent fair value adjustments are recognised in profit or loss. The net gain or loss recognised in profit or loss incorporates any interest paid on the financial liability.

Other financial liabilities

Other financial liabilities, including borrowings, are initially measured at fair value, net of transaction costs.

Other financial liabilities are subsequently measured at amortised cost using the effective interest method, with interest expense recognised on an effective yield basis.

The effective interest method is a method of calculating the amortised cost of a financial liability and of allocating interest expense over the relevant period. The effective interest rate is the rate that exactly discounts estimated future cash payments through the expected life of the financial liability, or, where appropriate, a shorter period.

NOTES TO AND FORMING PART OF THE FINANCIAL STATEMENTS

Supplier and other payables

Supplier and other payables are recognised at amortised cost. Liabilities are recognised to the extent that the goods or services have been received (and irrespective of having been invoiced).

1.14 Contingent Liabilities and Contingent Assets

Contingent liabilities and contingent assets are not recognised in the Balance Sheet but are reported in the related schedules and notes. They may arise from uncertainty as to the existence of a liability or asset, or represent an existing liability or asset in respect of which settlement is not probable or the amount cannot be reliably measured. Contingent assets are reported when settlement is probable, and contingent liabilities are recognised when settlement is greater than remote.

1.15 Financial Guarantee Contracts

Financial guarantee contracts are accounted for in accordance with AASB139. They are not treated as a contingent liability, as they are regarded as financial instruments outside the scope of AASB137. The Tribunal currently has no financial guarantee contracts.

1.16 Acquisition of Assets

Assets are recorded at cost on acquisition except as stated below. The cost of acquisition includes the fair value of assets transferred in exchange and liabilities undertaken. Financial assets are initially measured at their fair value plus transaction costs where appropriate. The Tribunal does not own any land and buildings.

Assets acquired at no cost, or for nominal consideration, are initially recognised as assets and revenues at their fair value at the date of acquisition, unless acquired as a consequence of restructuring of administrative arrangements. In the latter case, assets are initially recognised as contributions by owners at the amounts at which they were recognised in the transferor agency's accounts immediately prior to the restructuring.

1.17 Property, Plant and Equipment

Asset Recognition Threshold

Purchases of property, plant and equipment are recognised initially at cost in the Balance Sheet, except for purchases costing less than \$2,000, which are expensed in the year of acquisition (other than where they form part of a group of similar items which are significant in total).

The initial cost of an asset includes an estimate of the cost of dismantling and removing the item and restoring the site on which it is located. This is relevant to 'makegood' provisions in property leases taken up by the Tribunal where there exists an obligation to restore the property to its original condition. These costs are included in the value of the Tribunal's leasehold improvements with a corresponding provision for the 'makegood' recognised.

Revaluations

Fair values for each class of asset are determined as shown below:

Asset class	Fair value measured at
Leasehold improvements	Depreciated replacement cost
Plant and equipment	Market selling price

Following initial recognition at cost, plant and equipment are carried at fair value less accumulated depreciation and accumulated impairment losses. Valuations are conducted with sufficient frequency to ensure that the carrying amounts of assets do not materially differ with the assets' fair values as at the reporting date. The regularity of independent valuations depends upon the volatility of movements in market values for the relevant assets.

NOTES TO AND FORMING PART OF THE FINANCIAL STATEMENTS

Revaluation adjustments are made on a class basis. Any revaluation increment is credited to equity under the heading of asset revaluation reserve except to the extent that reverses a previous revaluation decrement of the same asset class that was previously recognised through the operating result. Revaluation decrements for a class of assets are recognised directly through the operating result except to the extent that they reverse a previous revaluation increment for that class.

Any accumulated depreciation as at the revaluation date is eliminated against the gross carrying amount of the asset and the asset restated at the revalued amount.

Depreciation

Depreciable property, plant and equipment assets are written-off to their estimated residual values over their estimated useful lives to the Tribunal using, in all cases, the straight-line method of depreciation. Leasehold improvements are depreciated on a straight-line basis over the lesser of the estimated useful life of the improvements or the unexpired period of the lease.

Depreciation rates (useful lives), residual values and methods are reviewed at each reporting date and necessary adjustments are recognised in the current, or current and future reporting periods, as appropriate.

Depreciation rates applying to each class of depreciable asset are based on the following useful lives:

	2008	2007
Leasehold improvements (fitout)	Lease term	Lease term
Plant and equipment	3–20 years	3–20 years

Impairment

All assets were assessed for impairment at 30 June 2008. Where indications of impairment exist, the asset's recoverable amount is estimated and an impairment adjustment made if the asset's recoverable amount is less than its carrying amount.

The recoverable amount of an asset is the higher of its fair value less costs to sell and its value in use. Value in use is the present value of the future cash flows expected to be derived from the asset. Where the future economic benefit of an asset is not primarily dependent of the asset's ability to generate future cash flows, and the asset would be replaced if the Tribunal were deprived of the asset, its value in use is taken to be its depreciated replacement cost.

No indicators of impairment were found for assets at fair value.

1.18 Intangibles

The Tribunal's intangibles comprise externally purchased software for internal use. These assets are carried at cost. Software is amortised on a straight-line basis over their anticipated useful lives. The useful lives of the Tribunal's software is 3-5 years (2007: 3–5 years).

All software assets were assessed for indications of impairment as at 30 June 2008. No indications of impairment were found for intangible assets.

1.19 Taxation

The Tribunal is exempt from all forms of taxation except fringe benefits tax (FBT) and the goods and services tax (GST).

Revenues, expenses and assets are recognised net of GST:

- except where the amount of GST incurred is not recoverable from the Australian Taxation Office; and
- except for receivables and payables.

NOTES TO AND FORMING PART OF THE FINANCIAL STATEMENTS

1.20 Foreign Currency

Transactions denominated in a foreign currency are converted at the exchange rate at the date of the transaction. Foreign currency receivables and payables are translated at the exchange rate current as at balance date. Associated currency gains and losses are not material.

1.21 Insurance

The Tribunal has insured against risks through the Government's insurable risk managed fund, called 'Comcover'. Workers compensation is insured through Comcare Australia.

1.22 Reporting of Administered Activities

The Administered revenues, expenses, assets, liabilities and cash flows are disclosed in the Schedule of Administered Items and related Notes.

Except where otherwise stated below, administered items are accounted for on the same basis and using the same policies as for Tribunal items, including the application of Australian Accounting Standards.

Administered Cash Transfers to and from Official Public Account

Revenue collected by the Tribunal for use by the Government rather than the Tribunal is Administered Revenue. Collections are transferred to the Official Public Account (OPA) maintained by the Department of Finance and Deregulation. Conversely, cash is drawn from the OPA to make payments under Parliamentary appropriation on behalf of Government. These transfers to and from the OPA are adjustments to the administered cash held by the Tribunal on behalf of the Government and reported as such in the Statement of Cash Flows in the Schedule of Administered Items and in the Administered Reconciliation Table in Note 16. Thus the Schedule of Administered Items largely reflects the Government's transactions, through the Tribunal, with parties outside the Government.

Administered Revenue and Expenditure

The major financial activities of the Tribunal are the collection of fees payable on lodging with the Tribunal of an application for a review of a decision, other than in income maintenance matters. On matters other than income maintenance, applicants may apply for a waiver of the fee under regulation 19(6) of the *Administrative Appeals Tribunal Regulations 1976*.

Applications deemed to be successful may result in a refund of the fee paid.

Fees are refunded in whole if the proceedings terminate in a manner favourable to the applicant except for Small Taxation Claims Tribunal applications where a smaller once-only fee is payable irrespective of the outcome of the decision.

NOTES TO AND FORMING PART OF THE FINANCIAL STATEMENTS

Note 2: Events after the Balance Sheet Date

There were no significant events occurring after the balance date.

Note 3: Income

	2008 \$'000	2007 \$'000
--	----------------	----------------

Revenue**Note 3A: Revenue from Government**

Appropriations:

Departmental outputs	32,215	31,475
Total revenue from government	32,215	31,475

Note 3B: Sale of goods and rendering of services

Rendering of services – related entities	621	722
Rendering of services – external entities	500	341
Total sale of goods and rendering of services	1,121	1,063

Gains**Note 3C: Other gains**

Resources received free of charge	36	35
Liabilities assumed by other departments	294	170
Total other gains	330	205

Note 4: Expenses**Note 4A: Employee benefits**

Wages and salaries	15,440	14,852
Superannuation		
Defined contribution plans	2,377	1,895
Defined benefit plans	585	466
Leave and other entitlements	1,055	981
Separation and redundancies	60	217
Other employee expenses	571	525
Total employee benefits	20,088	18,936

Note 4B: Suppliers

Provision of goods – related entities	-	-
Provision of goods – external entities	400	572
Rendering of services – related entities	301	274
Rendering of services – external entities	6,073	6,410
Operating lease rentals:		
Minimum lease payments	5,025	4,940
Workers compensation premiums	129	106
Total supplier expenses	11,928	12,302

NOTES TO AND FORMING PART OF THE FINANCIAL STATEMENTS

	2008 \$'000	2007 \$'000
Note 4C: Depreciation and amortisation		
Depreciation:		
Infrastructure, plant and equipment	1,129	962
Total depreciation	1,129	962
Amortisation:		
Computer software	97	27
Total amortisation	97	27
Total depreciation and amortisation	1,226	989
Note 4D: Write down and impairment of assets		
Revaluation decrements – non-financial assets	224	34
Total write-down of assets	224	34
Note 4E: Losses from assets sales		
Infrastructure, plant and equipment		
Proceeds from sale	-	-
Carrying value of assets sold	2	15
Selling expense	-	-
Total losses from assets sales	2	15
Note 5: Financial Assets		
Note 5A: Cash and cash equivalents		
Cash on hand or on deposit	466	692
Total cash and cash equivalents	466	692

NOTES TO AND FORMING PART OF THE FINANCIAL STATEMENTS

	2008 \$'000	2007 \$'000
Note 5B: Trade and other receivables		
Goods and services	175	86
Appropriations receivable: for existing outputs	8,000	7,140
GST receivable from the Australian Taxation Office	130	173
Total trade and other receivables (net)	8,305	7,399
Receivables are represented by:		
Current	8,305	7,399
Non-current	-	-
Total trade and other receivables (net)	8,305	7,399
Receivables are aged as follows:		
Not overdue	8,291	7,385
Overdue by:		
Less than 30 days	7	11
30 to 60 days	4	3
60 to 90 days	3	-
More than 90 days	-	-
	14	14
Total receivables (net)	8,305	7,399
Note 6: Non-Financial Assets		
Note 6A: Leasehold improvements		
– at fair value	7,617	6,637
– accumulated depreciation	-	-
Total leasehold improvements	7,617	6,637
Note 6B: Plant and equipment		
– at fair value	1,302	1,700
– accumulated depreciation	-	-
Total plant and equipment	1,302	1,700

All revaluations are in accordance with the revaluation policy stated in Note 1.17. In 2007–08 an independent valuer, the Australian Valuation Office, conducted the valuations.

No indicators of impairment were found for plant and equipment.

NOTES TO AND FORMING PART OF THE FINANCIAL STATEMENTS

Note 6C: Analysis of property, plant, and equipment

TABLE A – Reconciliation of the opening and closing balances of property, plant and equipment (2007–08)

	Leasehold Improvements \$'000	Plant and Equipment \$'000	TOTAL \$'000
As at 1 July 2007			
Gross book value	6,637	1,700	8,337
Accumulated depreciation/amortisation	-	-	-
Net book value 1 July 2007	6,637	1,700	8,337
Additions:			
by purchase	1,452	109	1,561
by purchase (partially complete)	42	-	42
Revaluation and impairments through equity	334	(224)	110
Revaluation of makegood	-	-	-
Depreciation/amortisation expense	(848)	(281)	(1,129)
Impairment recognised in the operating result	-	-	-
Disposals:			
other disposals	-	(2)	(2)
Net book value 30 June 2008	7,617	1,302	8,919
Net book value as at 30 June 2008 represented by:			
Gross book value	7,617	1,302	8,919
Accumulated depreciation/amortisation and impairment	-	-	-
	7,617	1,302	8,919

TABLE A – Reconciliation of the opening and closing balances of property, plant and equipment (2006–07)

	Leasehold Improvements \$'000	Plant and Equipment \$'000	TOTAL \$'000
As at 1 July 2006			
Gross book value	6,161	1,342	7,503
Accumulated depreciation/amortisation	-	-	-
Net book value 1 July 2006	6,161	1,342	7,503
Additions:			
by purchase	1,331	674	2,005
Revaluation and impairments through equity	(159)	(34)	(193)
Revaluation of makegood	-	-	-
Depreciation/amortisation expense	(696)	(266)	(962)
Impairment recognised in the operating result	-	-	-
Disposals:			
other disposals	-	(16)	(16)
Net book value 30 June 2007	6,637	1,700	8,337
Net book value as at 30 June 2007 represented by:			
Gross book value	6,637	1,700	8,337
Accumulated depreciation/amortisation and impairment	-	-	-
	6,637	1,700	8,337

NOTES TO AND FORMING PART OF THE FINANCIAL STATEMENTS

	2008 \$'000	2007 \$'000
Note 6D: Intangibles		
Computer software at cost	1,407	1,317
Accumulated amortisation	(1,005)	(908)
Total intangibles (non-current)	402	409

No indicators of impairment were found for intangible assets.

TABLE B – Reconciliation of the opening and closing balances of intangibles (2007–08).

Item	Computer software purchased \$'000	Total \$'000
As at 1 July 2007		
Gross book value	1,317	1,317
Accumulated depreciation/amortisation and impairment	(908)	(908)
Net book value 1 July 2007	409	409
Additions:		
by purchase or internally developed	90	90
Amortisation	(97)	(97)
Net book value 30 June 2008	402	402
Net book value as of 30 June 2008 represented by:		
Gross book value	1,407	1,407
Accumulated depreciation/amortisation and impairment	(1,005)	(1,005)
	402	402

TABLE B – Reconciliation of the opening and closing balances of intangibles (2006-07).

Item	Computer software purchased \$'000	Total \$'000
As at 1 July 2006		
Gross book value	1,079	1,079
Accumulated depreciation/amortisation and impairment	(946)	(946)
Net book value 1 July 2006	133	133
Additions:		
by purchase (partially complete)	303	303
Amortisation	(27)	(27)
Net book value 30 June 2007	409	409
Net book value as of 30 June 2007 represented by:		
Gross book value	1,317	1,317
Accumulated depreciation/amortisation and impairment	(908)	(908)
	409	409

NOTES TO AND FORMING PART OF THE FINANCIAL STATEMENTS

	2008 \$'000	2007 \$'000
Note 6E: Other non-financial assets		
Prepayments	1,885	1,881
Total other non-financial assets	1,885	1,881

All other non-financial assets are current assets.

No indicators of impairment were found for other non-financial assets.

Note 7: Payables

Note 7A: Suppliers

Trade creditors	906	860
Total supplier payables	906	860

All supplier payables are current liabilities. Settlement is usually made 30 days from receipt of invoice.

Note 8: Non-Interest Bearing Liabilities

Lease incentives	1,102	1,119
Total non-interest bearing liabilities	1,102	1,119
Current	200	85
Non-current	902	1,034
Total non-interest bearing liabilities	1,102	1,119

Note 9: Provisions

Note 9A: Employee provisions

Salaries and wages	535	449
Leave	4,007	3,764
Superannuation	628	547
Separation and redundancies	-	-
Other	31	36
Total employee provisions	5,201	4,796

Employee provisions are represented by:

Current	4,668	4,360
Non-current	533	436
Total employee provisions	5,201	4,796

The classification of current employee provisions includes amounts for which there is not an unconditional right to defer settlement by one year, hence in the case of employee provisions the above classification does not represent the amount expected to be settled within one year of reporting date. Employee provisions expected to be settled in twelve months from the reporting date is \$1,781,604 (2007: \$1,808,626), in excess of one year \$3,419,546 (2007: \$2,987,785).

NOTES TO AND FORMING PART OF THE FINANCIAL STATEMENTS

2008	2007
\$'000	\$'000

Note 9B: Other provisions

Restoration obligations	385	385
<i>Total other provisions</i>	<u>385</u>	<u>385</u>

All other provisions are non-current liabilities.

	Provision for restoration \$'000	Total \$'000
Carrying amount 1 July 2007	<u>385</u>	<u>385</u>
Additional provisions made	-	-
Amount used	-	-
Amounts reversed	-	-
Unwinding of discount or change in the discount rate	-	-
Closing balance 2008	<u>385</u>	<u>385</u>

The Tribunal has two agreements for the leasing of premises which have provisions requiring the Tribunal to restore the premises to their original condition at the conclusion of the lease. The Tribunal has made provision to reflect the present value of this obligation.

Note 10: Cash Flow Reconciliation

Reconciliation of cash and cash equivalents as per Balance Sheet to Cash Flow Statement

Report cash and cash equivalents as per:

Cash Flow Statement	466	692
Balance Sheet	<u>466</u>	<u>692</u>
Difference	<u>-</u>	<u>-</u>

Reconciliation of operating result to net cash from operating activities:

Operating result	198	467
Depreciation/amortisation	1,226	989
Net write-down of non-financial assets	224	34
Loss on disposal of assets	2	15
(Increase)/decrease in net receivables	(906)	(426)
(Increase)/decrease in prepayments	(4)	161
Increase/(decrease) in employee provisions	405	562
Increase/(decrease) in supplier payables	46	105
Increase/(decrease) in other liabilities	(17)	413
Net cash from/(used by) operating activities	<u>1,174</u>	<u>2,320</u>

NOTES TO AND FORMING PART OF THE FINANCIAL STATEMENTS

Note 11: Contingent Liabilities and Assets

Quantifiable Contingencies

At 30 June 2008 the Tribunal has no quantifiable contingent liabilities (2007: Nil).

Unquantifiable or Remote Contingencies

At 30 June 2008, the Tribunal has not identified any unquantifiable or remote contingencies (2007: Nil).

Note 12: Senior Executive Remuneration

The number of senior executives who received or were due to receive total remuneration of \$130,000 or more:

	2008	2007
\$145,000 to \$159,999	1	-
\$160,000 to \$174,999	-	1
\$205,000 to \$219,999	-	-
\$220,000 to \$234,999	-	1
\$250,000 to \$264,999	1	-
Total	2	2

The aggregate amount of total remuneration of executives shown above.	\$405,038	\$403,585
---	------------------	-----------

The aggregate amount of separation and redundancy/termination benefit payments during the year to executives shown above.	-	-
---	---	---

Note 13: Remuneration of Auditors

	2008 \$'000	2007 \$'000
Financial statement audit services are provided free of charge to the Tribunal.		
The fair value of the audit services provided to the Tribunal was:	36	35
	36	35

No other services were provided by the Auditor-General.

NOTES TO AND FORMING PART OF THE FINANCIAL STATEMENTS

Note 14: Financial Instruments

	2008 \$'000	2007 \$'000
Note 14A: Categories of financial instruments		
Financial assets		
Loans and receivables		
Cash and cash equivalents	466	692
Trade receivables	175	86
Carrying amount of financial assets	641	778
Financial liabilities		
Other liabilities		
Payables – suppliers	906	860
Carrying amount of financial liabilities	906	860

Note 14B: Net income and expense from financial assets

The Tribunal had no income or expense in relation to financial assets in the year ending 2008 (2007: nil)

Note 14C: Net income and expense from financial liabilities

The Tribunal had no income or expense in relation to financial liabilities in the year ending 2008 (2007: nil)

Note 14D: Credit risk

The Tribunal is exposed to minimal credit risk as loans and receivables are cash and trade receivables. The maximum exposure to credit risk is the risk that arises from potential default of a debtor. This amount is equal to the total amount of trade receivables (2008: \$175,000 and 2007: \$86,000). The Tribunal has assessed the risk of the default on payment and has allocated nil in 2008 (2007: nil) to an allowance for doubtful debts account.

The Tribunal manages its credit risk by limiting the extension of credit to customers, acting promptly to recover past due amounts and withholding credit from defaulting customers until accounts are returned to normal terms. In addition, the Tribunal has policies and procedures that guide employees debt recovery activities including the use of debt collection agents if required.

The Tribunal has no significant exposures to any concentrations of credit risk with particular customers and does therefore not require collateral to mitigate against credit risks.

Credit quality of financial instruments not past due or individually determined as impaired

	Not Past Due Nor Impaired 2008 \$'000	Not Past Due Nor Impaired 2007 \$'000	Past Due or Impaired 2008 \$'000	Past Due or Impaired 2007 \$'000
Loans and receivables				
Cash and cash equivalents	466	692	-	-
Trade receivables	161	72	14	14
Total	627	764	14	14

NOTES TO AND FORMING PART OF THE FINANCIAL STATEMENTS

Ageing of financial assets that are past due but not impaired for 2008

	0 to 30 days \$'000	31 to 60 days \$'000	61 to 90 days \$'000	90+ days \$'000	Total \$'000
Loans and receivables					
Trade receivables	7	4	3	-	14
Total	7	4	3	-	14

Ageing of financial assets that are past due but not impaired for 2007

	0 to 30 days \$'000	31 to 60 days \$'000	61 to 90 days \$'000	90+ days \$'000	Total \$'000
Loans and receivables					
Trade receivables	11	3	-	-	14
Total	11	3	-	-	14

Note 14E: Liquidity risk

The Tribunal's financial liabilities are supplier payables. The exposure to liquidity risk is based on the notion that the Tribunal will encounter difficulty in meeting its obligations associated with financial liabilities. This is highly unlikely due to appropriation funding and mechanisms available to the Entity (e.g. Advance to the Finance Minister) and internal policies and procedures put in place to ensure there are appropriate resources to meet its financial obligations. The Tribunal is appropriated funding from the Australian Government and manages its budgeted funds to ensure it is able to meet payments as they fall due. Policies are in place to ensure timely payment are made when due and there have been no past defaults

The following tables illustrates the maturities for financial liabilities

	On demand 2008 \$'000	Within 1 year 2008 \$'000	1 to 5 years 2008 \$'000	> 5 Years 2008 \$'000	Total 2008 \$'000
Other liabilities					
Suppliers	-	906	-	-	906
Total	-	906	-	-	906

	On demand 2007 \$'000	Within 1 year 2007 \$'000	1 to 5 years 2007 \$'000	> 5 Years 2007 \$'000	Total 2007 \$'000
Other liabilities					
Suppliers	-	860	-	-	860
Total	-	860	-	-	860

NOTES TO AND FORMING PART OF THE FINANCIAL STATEMENTS

Note 14F: Market risk

The Tribunal holds basic financial instruments that do not expose it to certain market risks. The Tribunal is not exposed to 'Currency risk', 'Interest rate risk' or 'Other price risk'.

Note 15: Income Administered on Behalf of the Government

	2008 \$'000	2007 \$'000
Revenue		
Filing fees	627	822
Total revenue	<u>627</u>	<u>822</u>

Note 16: Expenses Administered on Behalf of the Government

	2008 \$'000	2007 \$'000
Expenses		
Refund of filing fees	460	483
Total expenses	<u>460</u>	<u>483</u>

Note 17: Assets Administered on Behalf of the Government

There were no administered assets as at 30 June 2008, (2007: Nil).

Note 18: Liabilities Administered on Behalf of the Government

There were no administered liabilities as at 30 June 2008, (2007: Nil)

Note 19: Administered Reconciliation Table

	2008 \$'000	2007 \$'000
Opening administered assets less administered liabilities as at 1 July	-	-
Plus: Administered income	627	822
Less: Administered refunds	(460)	(483)
Administered transfers to/from Australian Government:		
Appropriation transfers from OPA	460	483
Transfers to OPA	(627)	(822)
Closing administered assets less administered liabilities as at 30 June	-	-

NOTES TO AND FORMING PART OF THE FINANCIAL STATEMENTS

Note 20: Appropriations

Table A: Acquittal of Authority to Draw Cash from the Consolidated Revenue Fund for Ordinary Annual Services Appropriations

Particulars	Departmental Outputs		Total	
	2008 \$'000	2007 \$'000	2008 \$'000	2007 \$'000
Balance carried from previous period	7,832	7,238	7,832	7,238
Appropriation Act:				
Appropriation Act (No.1)	31,766	30,820	31,766	30,820
Appropriation Act (No.3)	449	655	449	655
Comcover receipts (Appropriation Act s12)	-	-	-	-
FMA Act:				
Refunds credited (FMA s30)	116	174	116	174
Appropriations to take account of recoverable GST (FMA s30A)	1,339	1,368	1,339	1,368
Annotations to 'net appropriations' (FMA s31)	1,075	1,077	1,075	1,077
Total appropriations available for payments	42,577	41,332	42,577	41,332
Cash payments made during the year (GST inclusive)	(34,111)	(33,500)	(34,111)	(33,500)
Appropriations credited to Special Accounts (GST exclusive)	-	-	-	-
Balance of Authority to Draw Cash from the Consolidated Revenue Fund for Ordinary Annual Services Appropriations and as represented by:	8,466	7,832	8,466	7,832
Cash at bank and on hand	466	692	466	692
Departmental appropriations receivable	8,000	7,140	8,000	7,140
Total	8,466	7,832	8,466	7,832

Departmental and non-operating appropriations do not lapse at financial year end. However, the responsible Minister may decide that part or all of a departmental or non-operating appropriation is not required and request the Minister for Finance and Deregulation to reduce that appropriation. The reduction in the appropriation is effected by the Minister for Finance and Deregulation's determination and is disallowable by Parliament.

NOTES TO AND FORMING PART OF THE FINANCIAL STATEMENTS

Table B: Acquittal of Authority to Draw Cash from the Consolidated Revenue Fund for Other than Ordinary Annual Services Appropriations

Particulars	Non-operating Equity		Total	
	2008 \$'000	2007 \$'000	2008 \$'000	2007 \$'000
Balance carried from previous period (Appropriation Acts)	-	-	-	-
Appropriation Act:				
Appropriation Act (No.2)	293	142	293	142
FMA Act:				
Refunds credited (FMA s30)	-	-	-	-
Appropriations to take account of recoverable GST (FMA s30A)	29	14	29	14
Total appropriations available for payments	322	156	322	156
Cash payments made during the year (GST inclusive)	(322)	(156)	(322)	(156)
Appropriations credited to Special Accounts (GST exclusive)	-	-	-	-
Balance of Authority to Draw Cash from the Consolidated Revenue Fund for Other than Ordinary Annual Services Appropriations	-	-	-	-

Table C: Acquittal of Authority to Draw Cash from the Consolidated Revenue Fund – Special Appropriations (Unlimited Amount)

<i>Financial Management and Accountability Act 1997</i> section 28	2008 \$'000	2007 \$'000
Cash payments made during the year	460	483
Estimated actual	600	600

Note 21: Special Accounts

The Administrative Appeals Tribunal has not recorded any transaction through any Special Accounts for the year ended 30 June 2008 (2007: Nil).

Note 22: Compensation and Debt Relief

	2008 \$	2007 \$
<i>Administered</i>		
No 'Act of Grace' payments, waivers of debt, ex gratia payments, Compensation for Detriment caused by Defective Administration Scheme payments or special circumstances payments pursuant to section 73 of the <i>Public Service Act 1999</i> were made during the reporting period. (2007: nil)	Nil	Nil
<i>Departmental</i>		
No 'Act of Grace' payments, waivers of debt, ex gratia payments, Compensation for Detriment caused by Defective Administration Scheme payments or special circumstances payments pursuant to section 73 of the <i>Public Service Act 1999</i> were made during the reporting period. (2007: nil)	Nil	Nil

NOTES TO AND FORMING PART OF THE FINANCIAL STATEMENTS

Note 23: Reporting of Outcomes

The Tribunal has only one outcome which is described in note 1.1.

Note 23A: Net Cost of Outcome Delivery

	Total	
	2008 \$'000	2007 \$'000
Expenses		
Administered	460	483
Departmental	33,468	32,276
Total expenses	33,928	32,759
Costs recovered from provision of goods and services to the non-government sector		
Administered	-	-
Departmental	500	341
Total costs recovered	500	341
Other external revenues		
Administered	627	822
Departmental	621	722
Total other external revenues	1,248	1,544
Net cost/(contribution) of outcome	32,180	30,874

Note 23B: Major Classes of Departmental Revenues and Expenses by Output Group and Outputs

The Tribunal has only one output group.

	Total	
	2008 \$'000	2007 \$'000
Departmental expenses		
Employees	20,088	18,936
Suppliers	11,928	12,302
Depreciation and amortisation	1,226	989
Other expenses	226	49
Total departmental expenses	33,468	32,276
Funded by:		
Revenues from government	32,215	31,475
Sale of goods and services	1,121	1,063
Other gains	330	205
Total departmental revenues	33,666	32,743

NOTES TO AND FORMING PART OF THE FINANCIAL STATEMENTS

Note 23C: Major Classes of Administered Revenues and Expenses by Outcomes.

The Tribunal has only one output group which is described in note 1.1.

	Total Outcome 1	
	2008 \$'000	2007 \$'000
Administered Income		
Fees & fines	627	822
Total Administered Income	627	822
Administered Expenses		
Refund of fees and fines	(460)	(483)
Total Administered Expenses	(460)	(483)